

International Maritime Signal Flags Documentation

N. E. Davis, @sigilante, ~lagrev-nocfep

February 15, 2025

1 Introduction

The **maritime** package provides LaTeX commands for drawing international maritime signal flags using TikZ. This documentation covers the basic usage of the package.

2 Installation

To use this package, ensure your `maritime.sty` file is in a directory where LaTeX can find it (like `texmf-local/tex/latex/maritime/`) or in the same directory as your document.

3 Usage

3.1 Drawing Flags


Flags are drawn using specific commands:

- `\flagZ`: Draws flag Z.
- `\flagO`: Draws flag O.
- `\flagR`: Draws flag R.
- `\flagP`: Draws flag P.

Here's how to use them. We suggest using `\quad` to separate the flags as otherwise they abut.

```
\flagZ  
\flagO  
\flagR  
\flagP
```

Example:



Furthermore, we provide the standard name at `\flagXname` and the blazon at `\flagXblazon` for each flag *X*.

Example:

```
\flagZname: \flagZblazon  
\flagOname: \flagOblazon  
\flagRname: \flagRblazon  
\flagPname: \flagPblazon
```

Zulu: per saltire or, sable, gules, and azure

Oscar: per bend gules and or

Romeo: gules, a cross or









Papa: azure, an inescutcheon argent









4 The Flags

We supply the alphabetical International Code of Symbols maritime flags and the NATO number flags.

Table 1: International Maritime Signal Flags, Letters

A Alfa		swallowtailed per pale argent and azure
B Bravo		swallowtailed gules
C Charlie		azure a fess gules fimbriated argent

D Delta		gules a pale argent
E Echo		per fess azure and gules
F Foxtrot		argent, a lozenge throughout gules
G Golf		Paly of six or and azure
H Hotel		per pale argent and gules
I India		or, a pellet
J Juliet		azure, a fess argent
K Kilo		per pale or and azure

L Lima		quarterly or and sable
M Mike		azure, a saltire argent
N November		chequy of sixteen azure and argent
O Oscar		per bend gules and or
P Papa		azure, an inescutcheon argent
Q Quebec		or
R Romeo		gules, a cross or
S Sierra		argent, an inescutcheon azure
















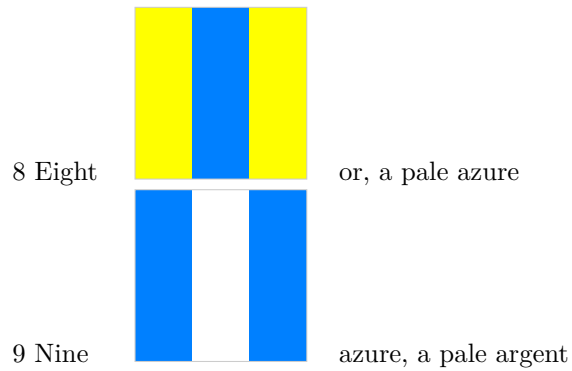
T Tango		tierced in pale gules, argent and azure
U Uniform		quarterly gules and argent
V Victor		argent, a saltire gules
W Whiskey		azure, an inescutcheon gules fimbriated argent
X X-ray		argent, a cross azure
Y Yankee		bendy sinister of ten or and gules
Z Zulu		per saltire or, sable, gules, and azure

Table 2: International Maritime Signal Flags, Numbers

0 Zero		argent, five crosses hummetty azure in saltire
1 One		gules, a fess or
2 Two		or, a fess gules
3 Three		azure, a fess gules
4 Four		gules, a saltire argent
5 Five		or, a saltire azure
6 Six		bendy sinister of seven argent and azure
7 Seven		gules, a pale argent



4.1 Customization

4.1.1 Size

The standard flag size is `15ex`, meaning the height of the flag is 15 times the height of the letter ‘x’.

```
\flagSix
\flagNine
```


Example:



Flags can be scaled using standard LaTeX font size commands:

```
{\Large \flagU}
{\normalsize \flagR}
{\tiny \flagB}
```


Example:



They may also be explicitly scaled using the `\resizebox` command:

```
\resizebox{!}{5cm}{\flagI}
\resizebox{!}{0.5cm}{\flagT}
```

Example:



5 Conclusion

